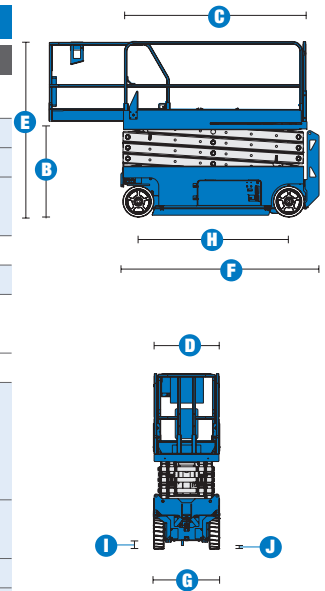
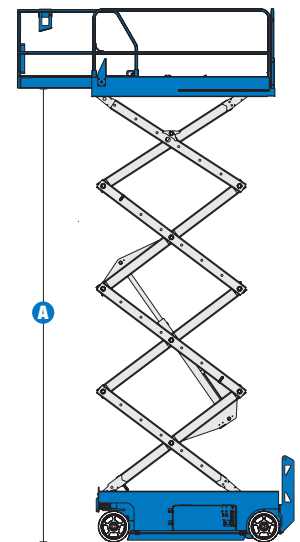


Specifications

MODELS	GS™-2032		GS™-2632		GS™-3232	
	Metric	US	Metric	US	Metric	US
Working height maximum*	8.10 m	26 ft	9.92 m	32 ft	11.75 m	38 ft
A Platform height maximum	6.10 m	20 ft	7.92 m	26 ft	9.75 m	32 ft
B Platform height stowed	1.03 m	3 ft 4.5 in	1.16 m	3 ft 9.5 in	1.29 m	4 ft 2.75 in
C Platform length - outside	2.26 m	7 ft 5 in	2.26 m	7 ft 5 in	2.26 m	7 ft 5 in
extended	3.18 m	10 ft 5 in	3.18 m	10 ft 5 in	3.18 m	10 ft 5 in
Slide-out platform extension deck	91 cm	3 ft	91 cm	3 ft	91 cm	3 ft
D Platform width - outside	81 cm	2 ft 8 in	81 cm	2 ft 8 in	81 cm	2 ft 8 in
Guardrail height: Rigid Rail	99 cm	3 ft 3 in	—	—	—	—
Fold Down Rail	1.10 m	3 ft 7 in	1.10 m	3 ft 7 in	1.10 m	3 ft 7 in
Toeboard height	15 cm	6 in	15 cm	6 in	15 cm	6 in
E Height - stowed						
fixed rails	2.13 m	7 ft	—	—	—	—
folding guardrails	2.13 m	7 ft	2.26 m	7 ft 5 in	2.44 m	8 ft
rails folded	1.75 m	5 ft 9 in	1.91 m	6 ft 3 in	2.03 m	6 ft 8 in
F Length - stowed	2.44 m	8 ft	2.44 m	8 ft	2.44 m	8 ft
Length - extended	3.33 m	10 ft 11 in	3.33 m	10 ft 11 in	3.33 m	10 ft 11 in
G Width	81 cm	2 ft 8 in	81 cm	2 ft 8 in	81 cm	2 ft 8 in
H Wheelbase	1.85 m	6 ft 1 in	1.85 m	6 ft 1 in	1.85 m	6 ft 1 in
I Ground clearance - centre	9 cm	3.5 in	9 cm	3.5 in	9 cm	3.5 in
J - with pothole guards deployed	2 cm	.75 in	2 cm	.75 in	2 cm	.75 in



PRODUCTIVITY						
Max platform occupancy (indoor/outdoor)	2/1	2/1	2/-	2/-	2/-	2/-
Lift capacity	363 kg	800 lbs	227 kg	500 lbs	227 kg	500 lbs
Drive height	full height		full height		6.71 m	22 ft
Drive speed - stowed	3.5 km/h	2.2 mph	3.5 km/h	2.2 mph	3.5 km/h	2.2 mph
Drive speed - raised	0.8 km/h	0.5 mph	0.8 km/h	0.5 mph	0.8 km/h	0.5 mph
Gradeability - stowed**	30%		25%		25%	
Max outrigger levelling: front to back	-	-	-	-	3°	
side to side	-	-	-	-	5°	
Turning radius - inside	zero	zero	zero	zero	zero	zero
Turning radius - outside	2.13 m	7 ft	2.13 m	7 ft	2.13 m	7 ft
Raise / lower speed	30 / 34 sec	30 / 34 sec	30 / 40 sec	30 / 40 sec	57 / 40 sec	57 / 40 sec
Controls	proportional		proportional		proportional	
Drive	dual front wheel		dual front wheel		dual front wheel	
Multiple disc brakes	dual rear wheel		dual rear wheel		dual rear wheel	
Tyres - solid non-marking	38 x 13 x 28 cm	15 x 5 x 11 in	38 x 13 x 28 cm	15 x 5 x 11 in	38 x 13 x 28 cm	15 x 5 x 11 in



POWER						
Power source	24 V DC (four 6V 225 Ah batteries)		24 V DC (four 6V 225 Ah batteries)		24 V DC (four 6V 225 Ah batteries)	
Hydraulic system capacity	14.2 L	3.75 gal	14.2 L	3.75 gal	14.2 L	3.75 gal

WEIGHT***						
	1,825 kg	4,024 lbs	1,956 kg	4,313 lbs	2,352 kg	5,185 lbs

STANDARDS COMPLIANCE	CE EN280
----------------------	----------

* The metric equivalent of working height adds 2 m to platform height. U.S. adds 6 ft to platform height.
 ** Gradeability applies to driving on slopes. See operator's manual for details regarding slope ratings.
 *** Weight will vary depending on options and/or country standards.

Features

STANDARD FEATURES

MEASUREMENTS

GS™-2032

- 8.10 m (26 ft) working height
- Up to 363 kg (800 lb) lift capacity

GS™-2632

- 9.92 m (32 ft) working height
- Up to 227 kg (500 lb) lift capacity

GS™-3232

- 11.75 m (38 ft) working height
- Up to 227 kg (500 lb) lift capacity

PRODUCTIVITY

- 2.26 x 81 cm (89 x 32 in) steel platform
- 91 cm (36 in) extension deck
- Folding rails with half-height swing gate
- Automatic levelling outriggers (GS™-3232 only)
- Dual front wheel drive
- Automatic battery charger
- Proportional lift and drive
- Platform control with battery charge indicator and diagnostic display
- Onboard diagnostic system
- AC power to platform
- Manual platform lowering valve
- Emergency stop at both platform and ground controls
- Multiple disc brakes
- Manual brake release
- Solid non-marking tyres
- Pothole guards
- Tilt level sensor with audible alarm
- Descent alarm
- Electronic horn
- Hour meter
- Certified load sensor

POWER

- 24 V DC (four 6 V 225 Ah batteries)


OPTIONS & ACCESSORIES

PRODUCTIVITY

- Air line to platform
- Biodegradable hydraulic oil
- Dual flashing beacons
- Motion package
- Platform work lights
- Automotive horn
- Laser locator (GS-3232)

POWER

- Power inverter
- Maintenance-free batteries



Distributed By:

UK

Millennium House
Brunel Drive
Newark NG24 2DE
UK
Tel: +44 (0)1476 584333
Fax: +44 (0)1476 584334

France

10, ZA de la Croix St. Mathieu
28320 Gallardon
France
Tel: +33 (0)2 37 26 09 99
Fax: +33 (0)2 37 26 09 98

Germany

Finienweg 3
28832 Achim/Bremen
Germany
Tel: +49 (0)4202 8852-0
Fax: +49 (0)4202 8852-25

Spain

Gaià 31, Pol. Ind. Plá d'en Coll
08110 Montcada i Reixac
Barcelona
Spain
Tel: +34 93 572 50 90
Fax: +34 93 572 50 91

Scandinavia

Importgatan 17
422 46 Hisings Backa
Sweden
Tel: +46 31 57 51 00
Fax: +46 31 57 90 20

Middle East

Terex Middle East
PO Box 282325, Dubai
U.A.E.
Tel: +971 4 885 8030
Fax: +971 4 885 6364
Email: awp.infome@terex.com

Genie United States

18340 NE 76th Street
P.O. Box 97030
Redmond, WA
USA 98073-9730
Tel: +1 425 881-1800
Fax: +1 425 883-3475

Email: AWP-InfoEurope@terex.com