



Self-Propelled Articulating Boom

Z-60/34TM

- Designed to increase productivity in demanding construction and industrial applications.



Standard Features

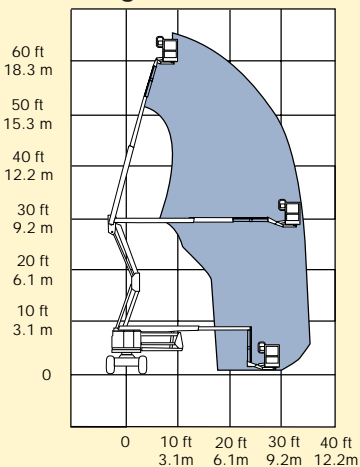
- 66 ft (20.3 m) working height
- 34 ft (10.4 m) horizontal reach
- 500 lb (227 kg) lift capacity
- Dual fuel (Gas/LPG) or diesel engine options
- Fully proportional platform controls with ramp up/down feature
- Hydraulic platform rotation
- 360° continuous turntable rotation
- 12V DC auxiliary power unit
- Fuel select switch on platform and ground controls (Gas/LPG models)
- Closed-loop hydrostatic drive
- Positive traction drive
- Drive enable system
- Full time 4 wheel drive (on 4WD models)

- RT air tires
- Full time active oscillating axle
- Self-leveling platform
- Locking turntable covers
- Anti-restart engine protection
- Auto engine fault shutdown
- AC wiring to platform
- Tilt alarm
- Horn
- Hour meter

Options and Accessories

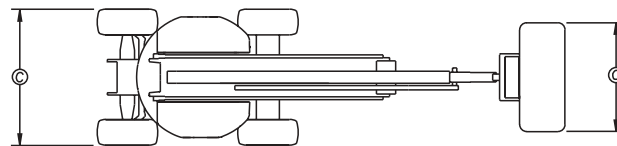
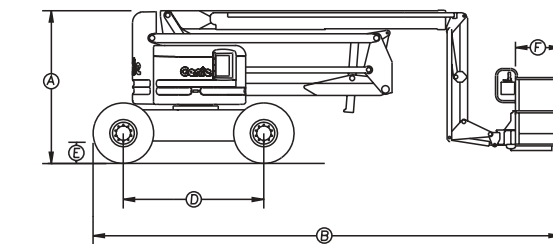
- Alarm package
- Cold start packages
- 2500 or 3000 watt AC generator
- 8 ft (2.44 m) steel platform
- Platform swing gate
- Air line to platform
- Platform rail pinch guard
- Platform work lights
- Lockable platform control box cover
- Tool tray
- Fluorescent tube caddy
- Hostile environment packages
- GS/LPS rating for Ford engine-powered machines
- Engine monitoring gauges
- Foam-filled, non-marking and floatation tire packages
- Tow package (4x2 models only)
- Driving lights
- Pipe cradle
- Hydraulic oil coolers

Range of Motion



Standards Compliance

- ANSI/SIA A92.5
- CSA CAN3-B354.4-M82
- CE compliance option
- AS 1418.10



Specifications

Model	4x2/4x4	
	US	Metric
Working height max*	66 ft	20.3 m
Platform height max	60 ft	18.3 m
Ⓐ Height - stowed	8 ft 8 in	2.64 m
Ⓑ Length - stowed	26 ft	7.9 m
Ⓒ Width	7 ft 11 in	2.41 m
Ⓓ Wheelbase	8 ft 4 in	2.54 m
Ⓔ Ground clearance	16 in	40 cm
Ⓕ Platform length:	6 ft	30 in / 76 cm
	8 ft	36 in / 91 cm
Ⓖ Platform width:	6 ft	72 in / 1.83 m
	8 ft	96 in / 2.44 m
Horizontal reach max	34 ft	10.4 m
Up and over clearance	28 ft	8.5 m
Lift capacity	500 lb	227 kg
Turning radius - outside	20 ft	6 m
Turning radius - inside	10 ft	3 m
Turntable rotation	360° continuous	
Tailswing	zero	
Power source	Ford LRG 425 EFI Gas/LPG 82 hp (61 kw) Deutz Diesel F4L 1011 56 hp (42 kw)	
Drive speed - stowed	4.0 mph	6.4 km/h
Drive speed - raised ¹	0.6 mph	1 km/h
Controls	12V DC proportional	
Platform rotation	180°	180°
Auxiliary power unit	12V DC	
Tires	15x19.5, 12 ply	
Gradeability ²	2 WD	25%
	4 WD	40%
Hydraulic tank capacity	45 gal	170 litre
Fuel tank capacity	33 gal	125 litre
Weight**	22,055 lb	10,004 kg

1 In lift mode (platform raised), the machine is designed for operation on firm level surfaces only.
2 Stowed position only.

* The metric equivalent of working height adds 2 m to platform height. U.S. adds 6 ft to platform height.
** Weight will vary depending on options and/or country standards.

Distributed By:

Genie Industries

GENIE UNITED STATES

18340 NE 76th Street
P. O. Box 97030
Redmond, Washington 98073-9730
Telephone (425) 881-1800
Toll Free in USA/Canada 800-536-1800
Fax (425) 883-3475
<http://www.genieindustries.com>

GENIE UNITED KINGDOM

The Maltings, Wharf Road
Grantham
Lincolnshire NG31 6BH
England
Telephone: +44 (0)1476 584333
Fax: +44 (0)1476 584334
<http://www.genieindustries.com>